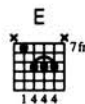
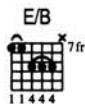
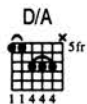
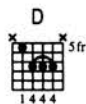
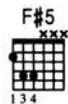


WORDS AND MUSIC BY Kurt Cobain **TRANSCRIBED BY** Jeff Perrin

Bass tuning (low to high): E \flat A \flat D \flat G \flat .

All notes and chords sound one half step lower than written (key of F).



Moderate Rock ♩ = 86

*Gtr. 2 (elec. w/clean tone)

light P.M.

100

B (0:13)

Gtr. 2
light P.M.

F#5

C 1st Verse (0:24)

I will never bother you

F#5

Gr. 1 F#5

7 P.M.

Bass plays Bass Fig. 1 (see meas. 5)

Bass plays Bass Fig. 1 twice (see meas. 5)

As heard on the DGC recording *Nirvana*

© 2002 EMI Virgin Songs, Inc. and The End Of Music. All rights controlled and administered by EMI Virgin Songs, Inc. All rights reserved. International copyright secured. Used by permission. Reprinted by permission of Hal Leonard Corporation.

YOU KNOW YOU'RE RIGHT **NIRVANA**

I will never promise to I will never follow you I will never bother you

10 P.M. w/dist.

*repeat previous chord

D 1st Pre-chorus (0:35)

Never speak a word again
D D/A

I will crawl away for good
E/B

E 2nd Verse (0:41)

I will move away from here
F#5
dist. off
let ring

13 Gtr. 1 (w/dist.)

Bass

Bass plays Bass Fig. 1 twice (see meas. 5)

You won't be afraid of fear No thought was put into this and always knew it would come to this

16 Gtr. 1

F 2nd Pre-chorus (0:53)

Things have never been so swell
D

I have never failed to fail
E

G 1st Chorus (0:58)

Pain
F#5

19 Gtr. 1

w/dist.

Bass

Bass Fig. 2

end Bass Fig. 2 Bass Fig. 3

Pain

22

end Bass Fig. 3

YOU KNOW YOU'RE RIGHT **NIRVANA**

Pain D5 A E/B You know you're right N.C.(F#5)

25

vibrato w/bar fdbk

pitch: F#

Bass Fig. 4

You know you're right You know you're right

28

full 3/4 1/2

pitch: G# F#

end Bass Fig. 4

H 3rd Verse (1:26)

N.C.(F#5)

I'm so warm and calm inside

I no longer have to hide

31 Bass

The first system of musical notation for 'The Little Boat' consists of a single staff. It begins with a treble clef and a key signature of one flat (B-flat). The melody is written in a simple, child-friendly style. The first measure contains a half note G4, followed by a half note F4. The second measure contains a half note E4, followed by a half note D4. The third measure contains a half note C4, followed by a half note B3. The fourth measure contains a half note A3, followed by a half note G3. The fifth measure contains a half note F3, followed by a half note E3. The sixth measure contains a half note D3, followed by a half note C3. The seventh measure contains a half note B2, followed by a half note A2. The eighth measure contains a half note G2, followed by a half note F2. The ninth measure contains a half note E2, followed by a half note D2. The tenth measure contains a half note C2, followed by a half note B1. The eleventh measure contains a half note A1, followed by a half note G1. The twelfth measure contains a half note F1, followed by a half note E1. The thirteenth measure contains a half note D1, followed by a half note C1. The fourteenth measure contains a half note B0, followed by a half note A0. The fifteenth measure contains a half note G0, followed by a half note F0. The sixteenth measure contains a half note E0, followed by a half note D0. The seventeenth measure contains a half note C0, followed by a half note B0. The eighteenth measure contains a half note A0, followed by a half note G0. The nineteenth measure contains a half note F0, followed by a half note E0. The twentieth measure contains a half note D0, followed by a half note C0. The system ends with a double bar line.

Let's talk about someone else Steaming soup against her mouth

33

The first system of musical notation for 'The Little Boat' consists of a single staff with a treble clef and a key signature of one flat (B-flat). The melody is written in a simple, child-friendly style. It begins with a quarter rest, followed by a quarter note G4, a quarter note A4, and a quarter note B4. This is followed by a half note G4, a half note F4, and a half note E4. The melody continues with a quarter note D4, a quarter note C4, and a quarter note B3. It then has a half note A3, a half note G3, and a half note F3. The system ends with a quarter note E3, a quarter note D3, and a quarter note C3. The notation is simple, with no accidentals and a clear, rhythmic structure.

I 3rd Pre-chorus (1:37)

Nothin' really bothers her

She just wants to love herself

D

Gtr. 1 (w/clean tone)

let ring

35

Bass plays Bass Fig. 2 (see meas. 19)

Bass plays Bass Fig. 1 twice (see meas. 5)

J 4th Verse (1:43)

I will move away from here

F#5

P.M.

You won't be afraid of fear No thought was put into this I always knew it'd come to this

22

P.M. _ _

w/dist

[illegible]

YOU KNOW YOU'RE RIGHT **NIRVANA**

K 4th Pre-chorus (1:54)

Things have never been so swell I have never failed to fail

D5

D5/A

E/B

L 2nd Chorus (2:00)

Pain
F#5

41

Bass plays Bass Fig. 2 (see meas. 19)

44

Pain
Rhy. Fig. 1

end Rhy. Fig. 1

47

Bass

1/4

1/2

Pain

Gr. 1 plays Rhy. Fig. 1 twice simile (see meas. 45)

Pain

50

Gtr. 1

Bass

D

D/A

E/B

You know you're

53

right

You know you're

right

You know you're

right

You know you're

N.C.(F#5)

trem. pick

56

right

You know you're

right

You know you're

right

You know you're

F#5

N.C.(F#)

1/2

let ring

1/2

1/2

56

Bass Fig. 5

end Bass Fig. 5

YOU KNOW YOU'RE RIGHT **NIRVANA**

right You know you're right You know you're right You know you're

59 Gtr. 1 $\frac{1}{2}$ full

Bass plays Bass Fig. 5 four times simile (see meas. 57)

right You know you're right (Pain) You know you're right You know you're

62 full N.H. full fdbk.

pitch: D# pitch: C#

right (Pain) You know you're right You know you're right (Pain)

65 Gtr. 1 $\frac{1}{2}$ fdbk. fdbk. fdbk.

Bass

pitches: D# D F#

N Outro (3:15)

N.C.(F#5)

Gtr. 2

light P.M.

69 mp

Gtr. 1

pp

72 light P.M.