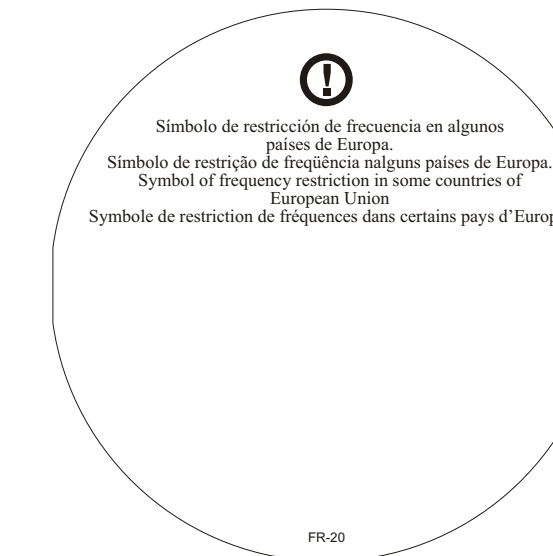
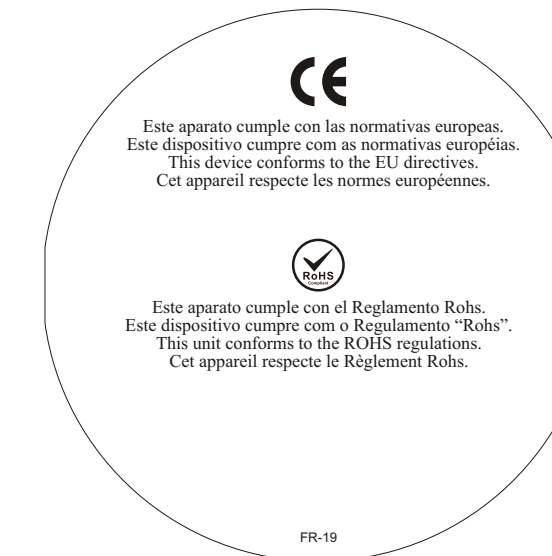
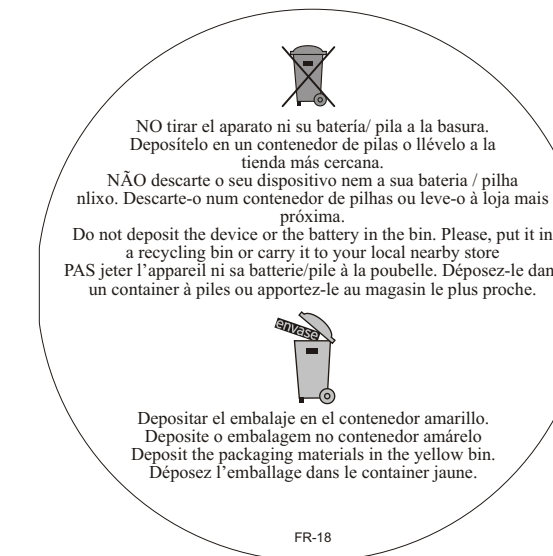
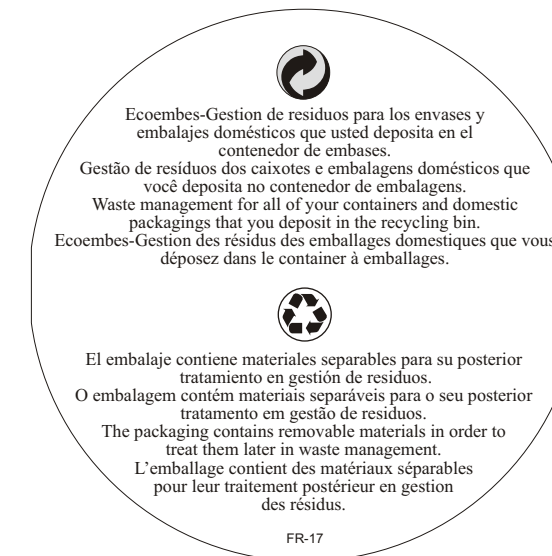
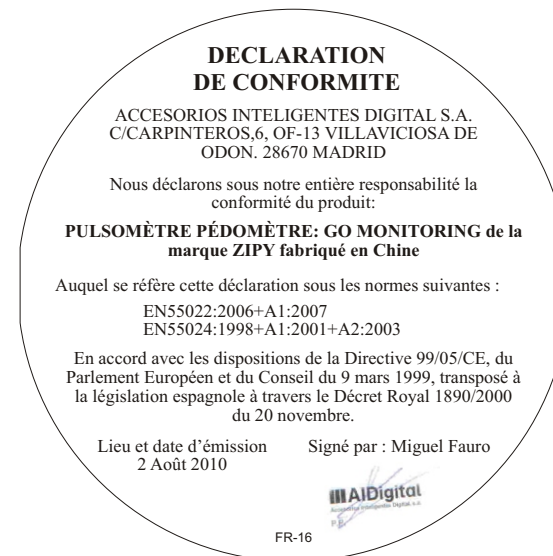
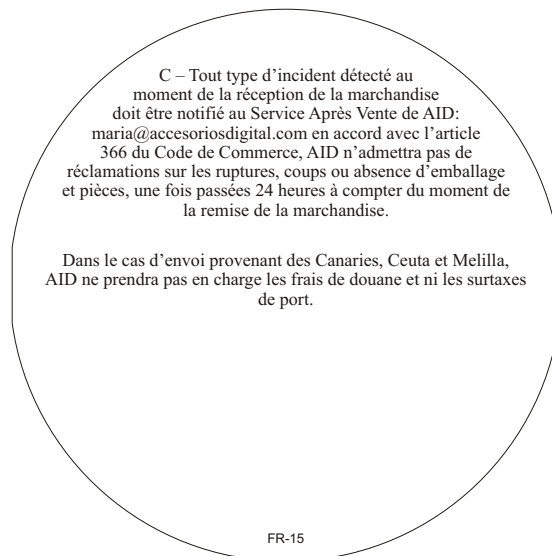
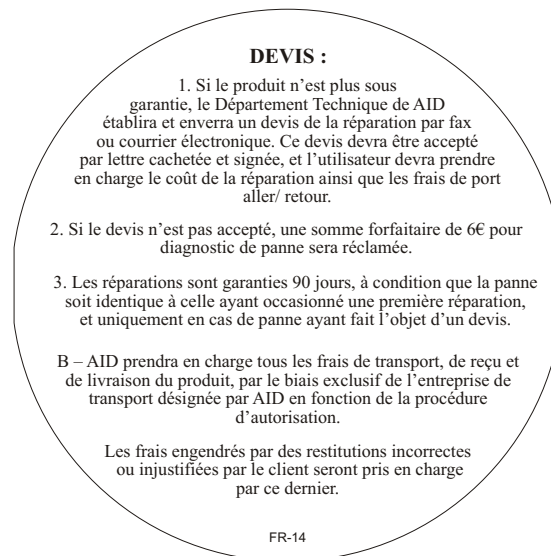
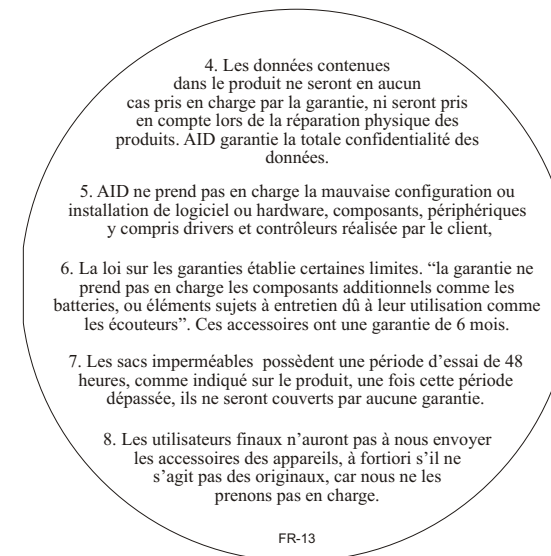
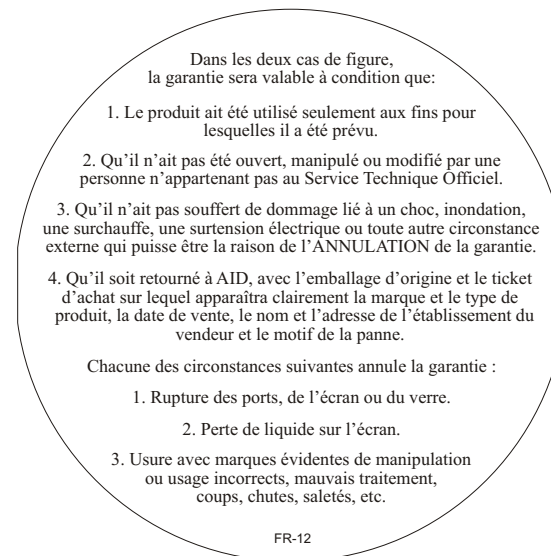
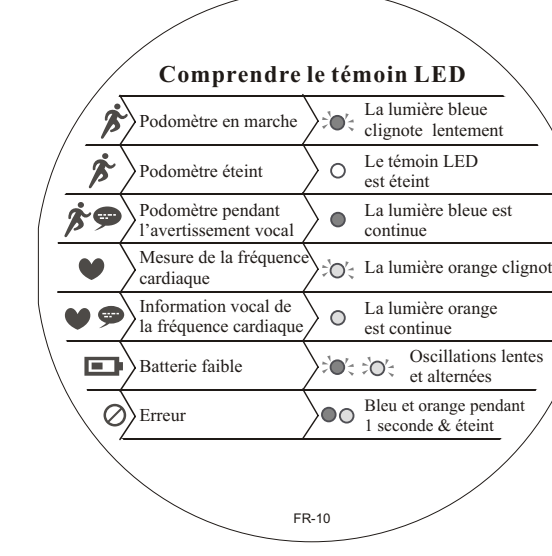
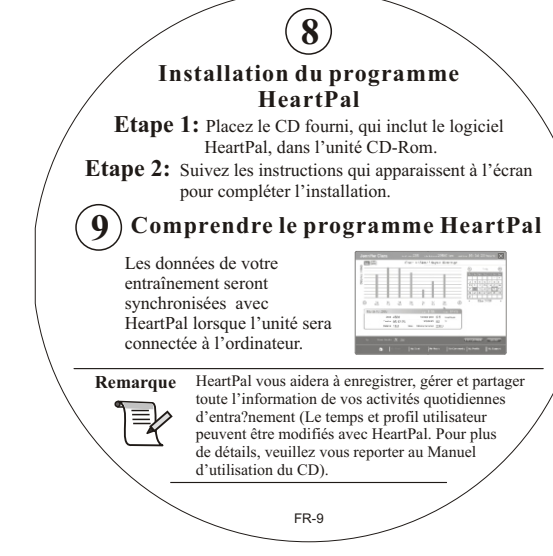
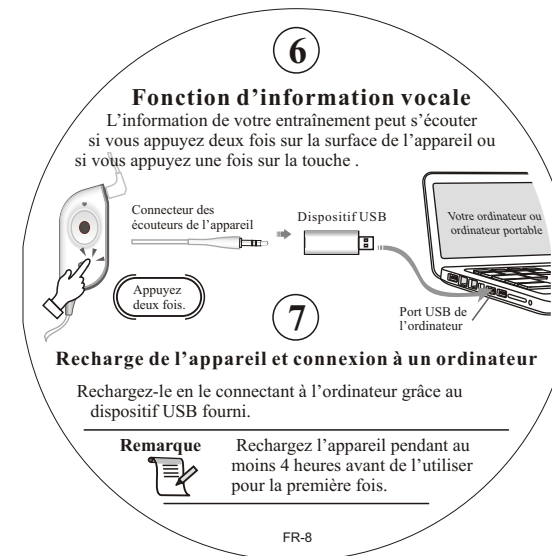
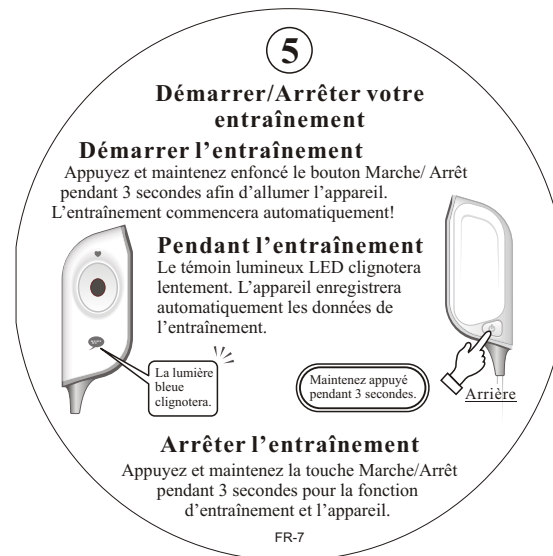
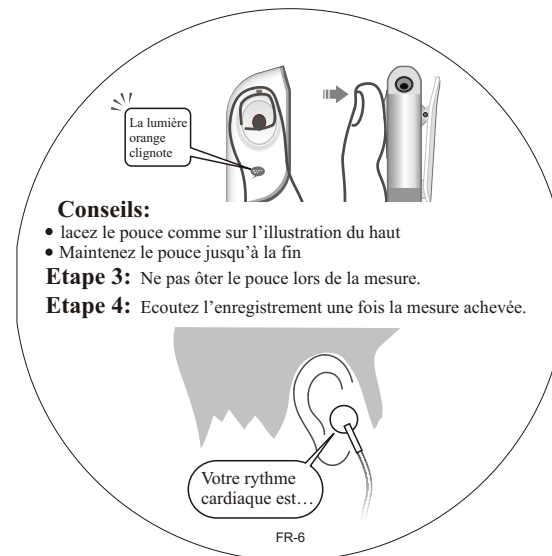
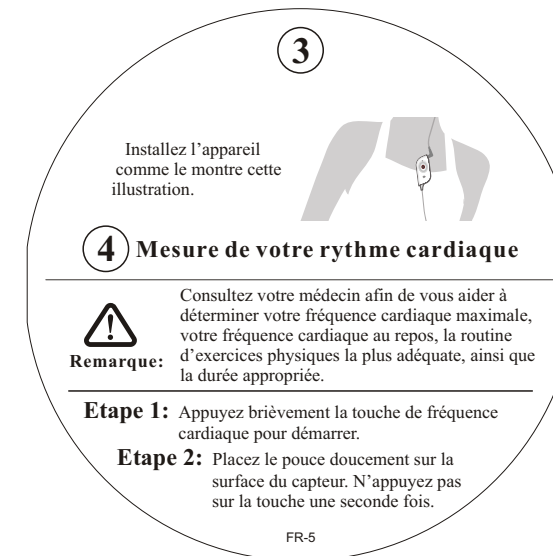
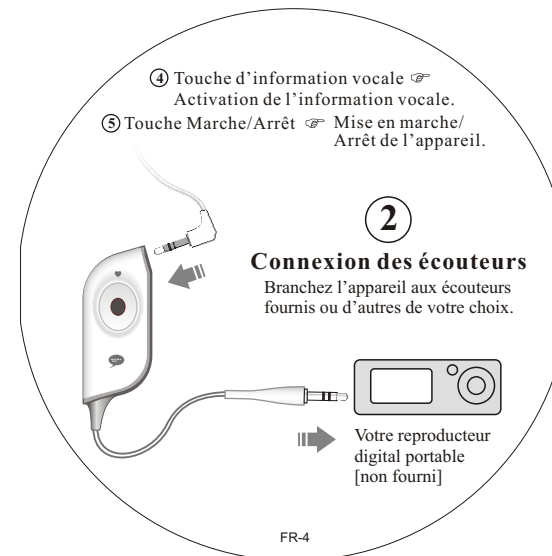
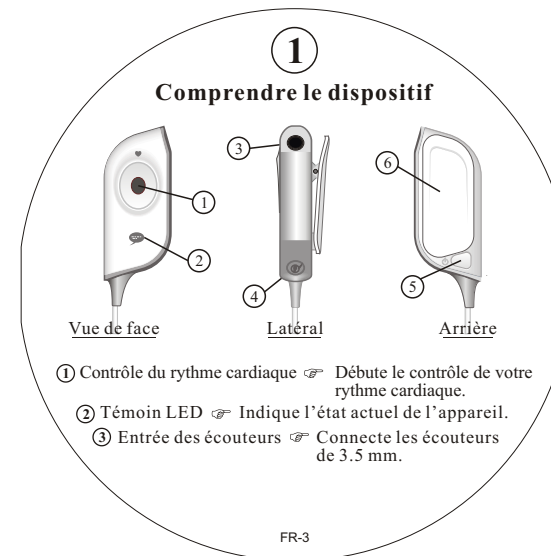
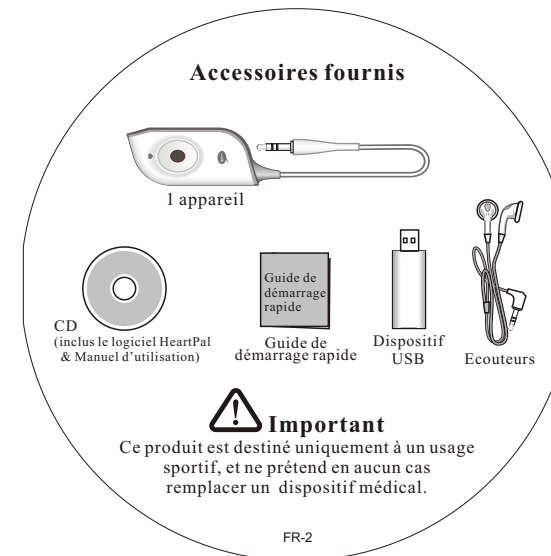
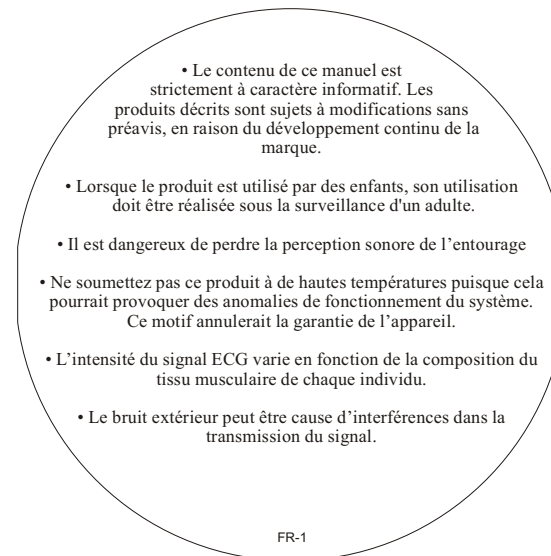
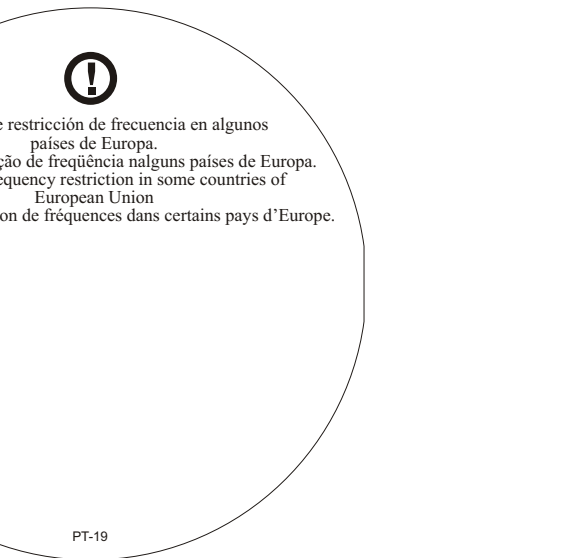
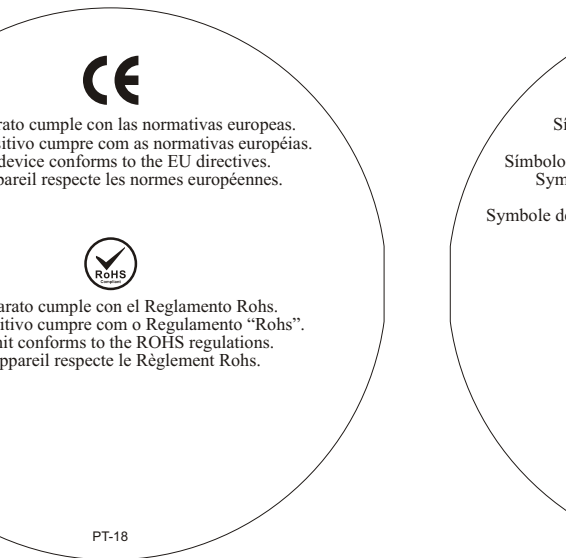
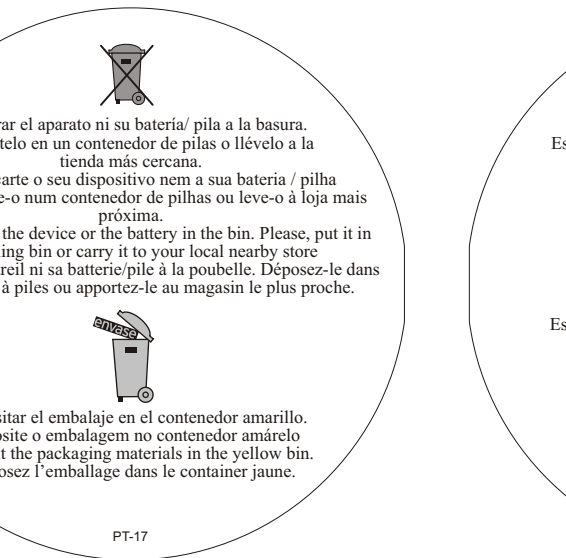
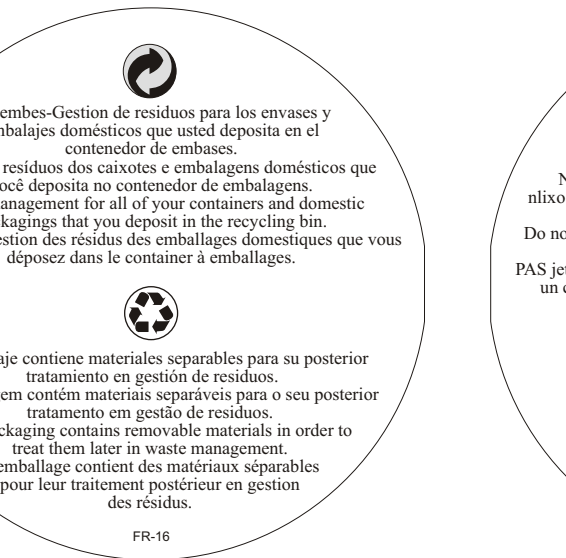
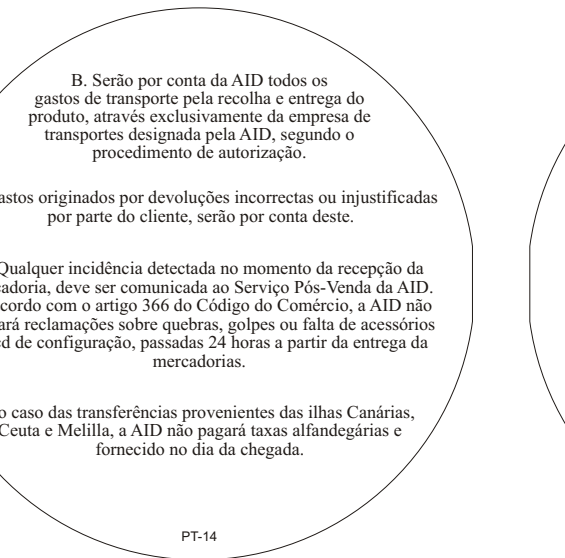
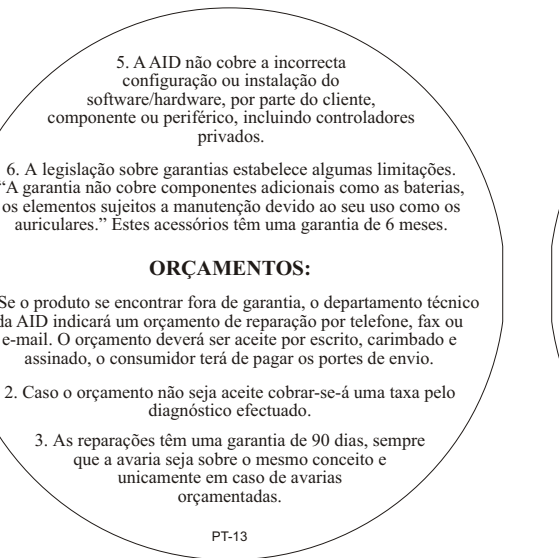
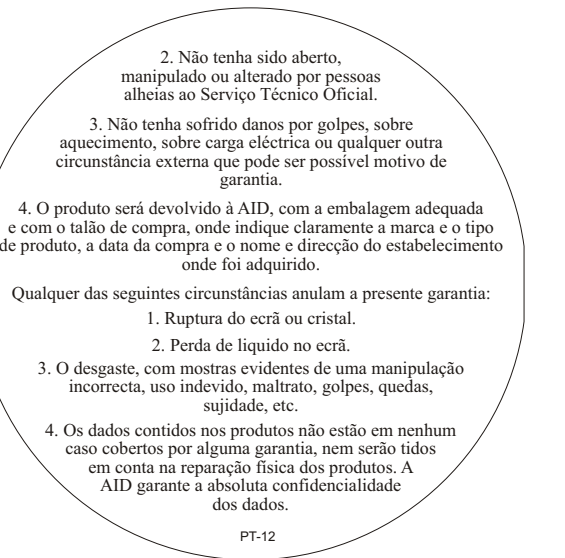
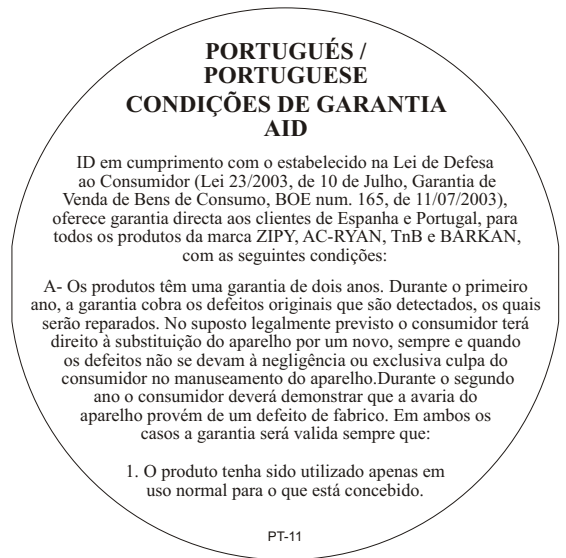
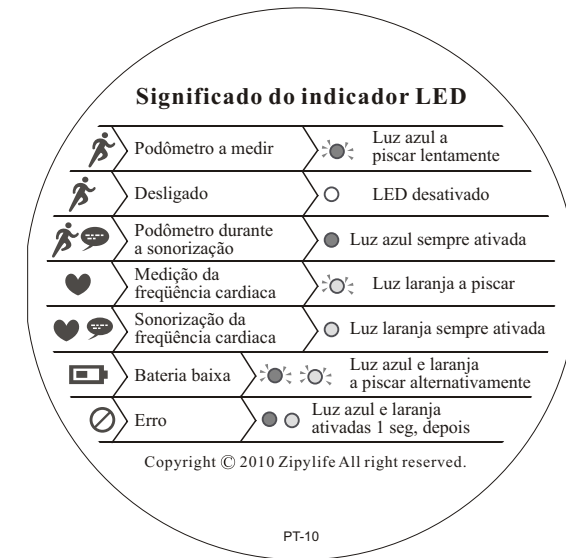
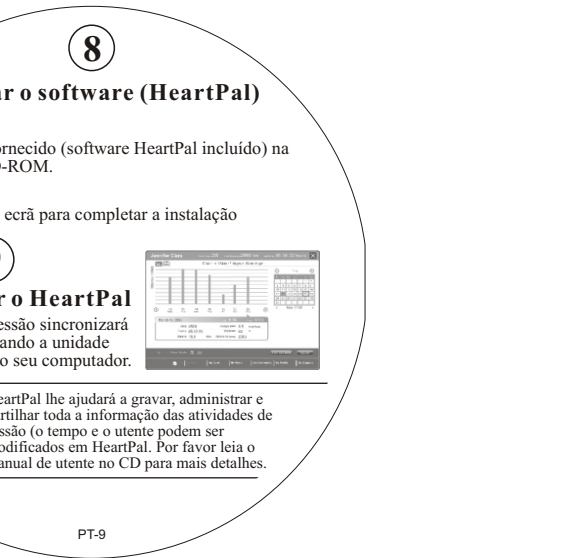
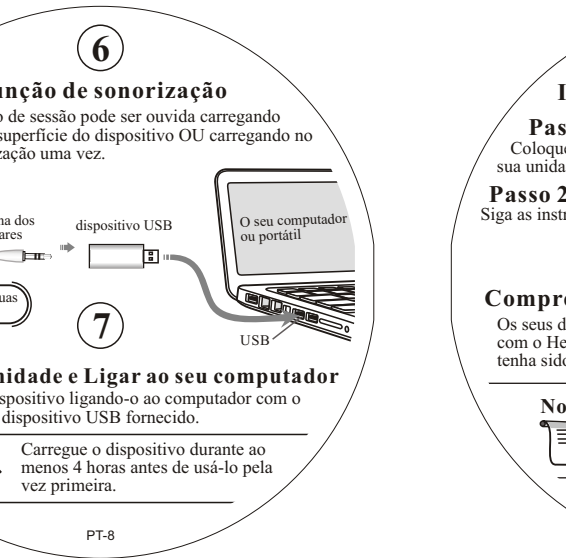
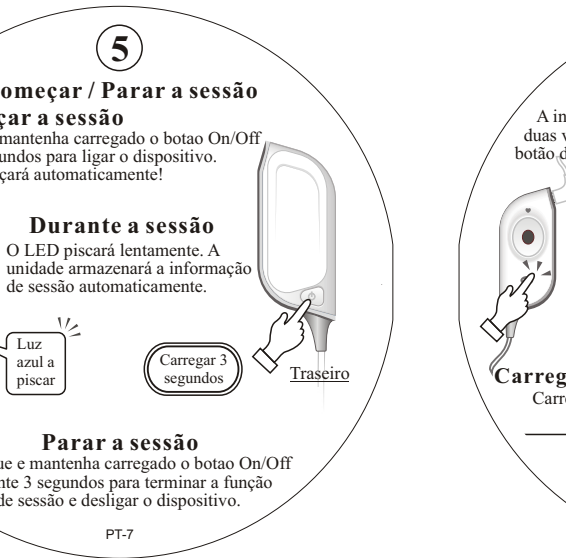
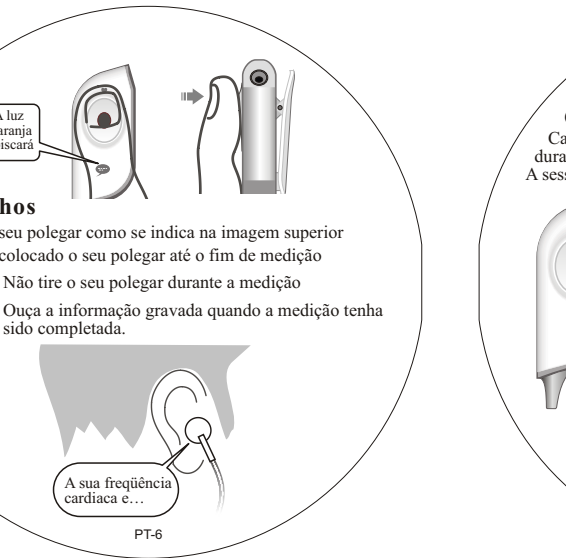
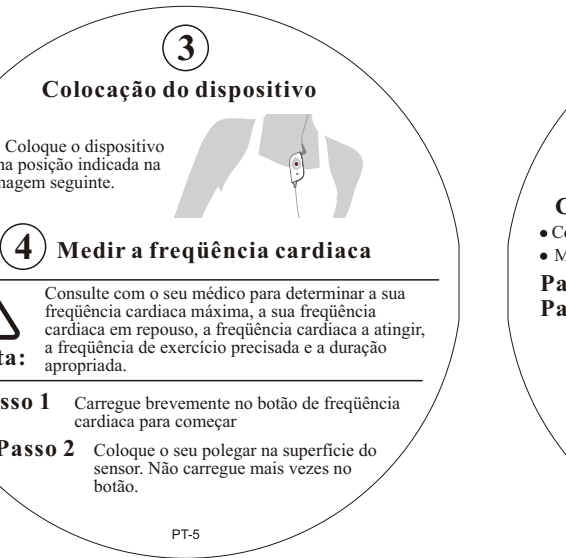
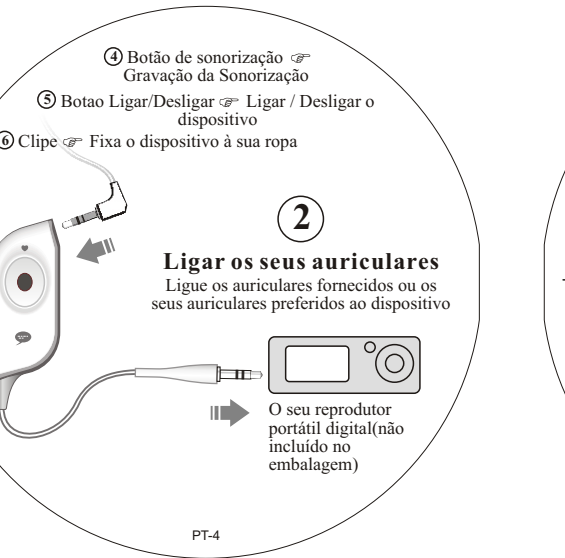
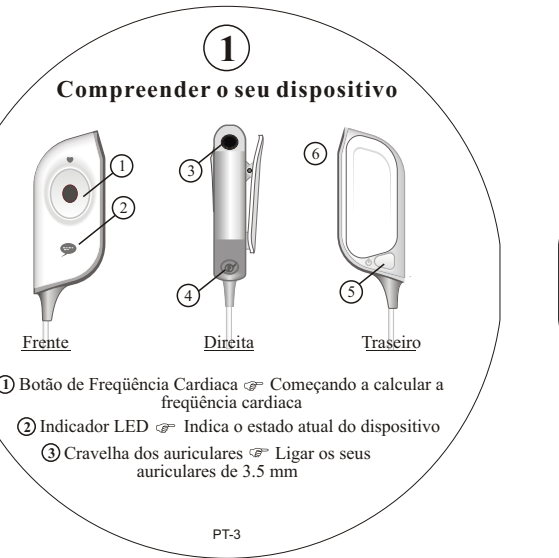
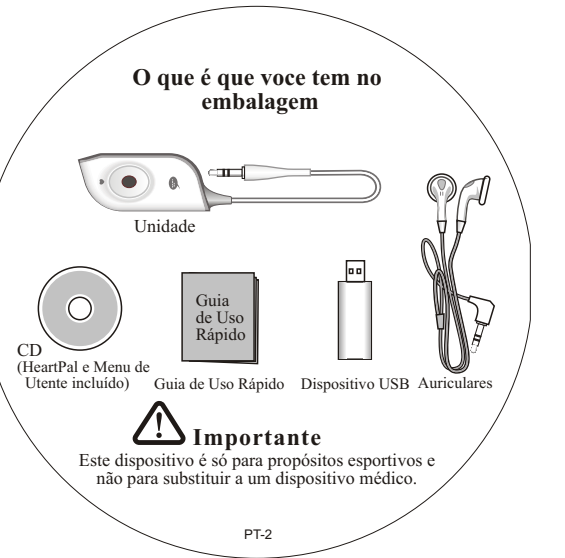
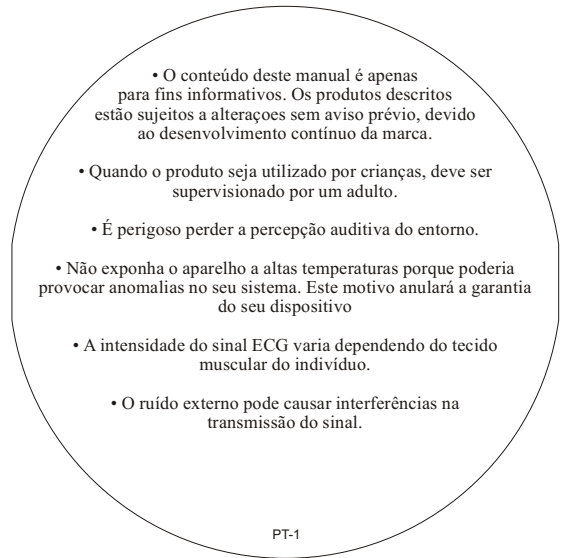



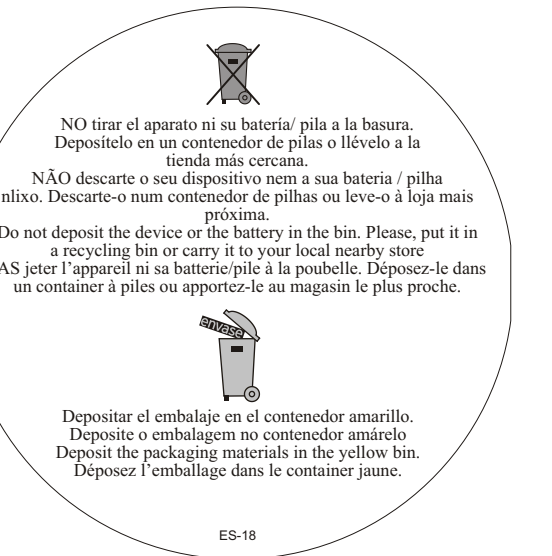
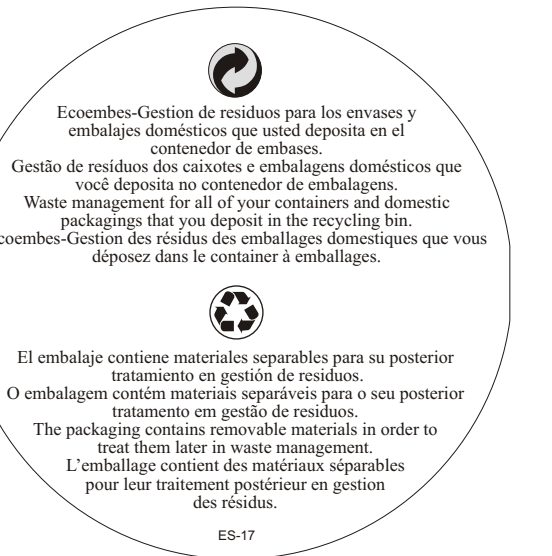
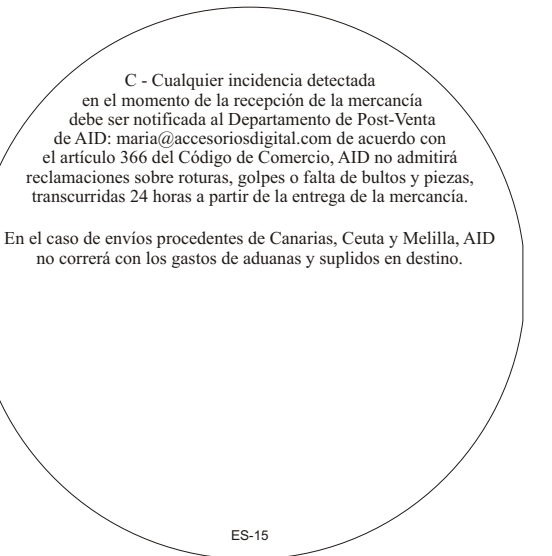
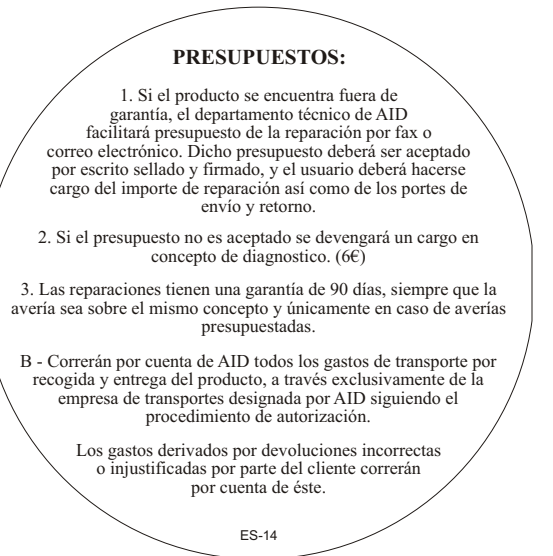
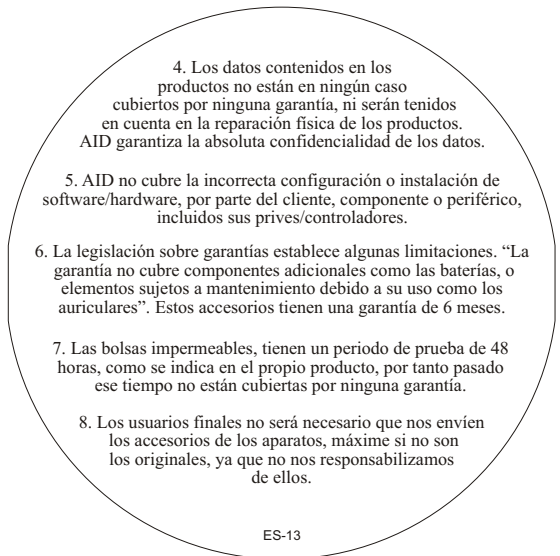
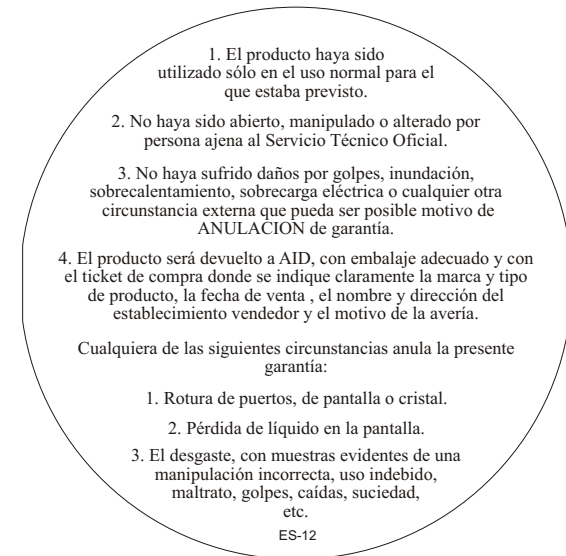
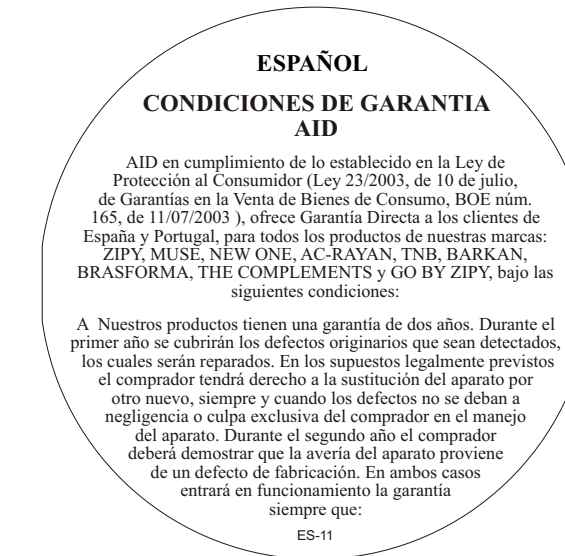
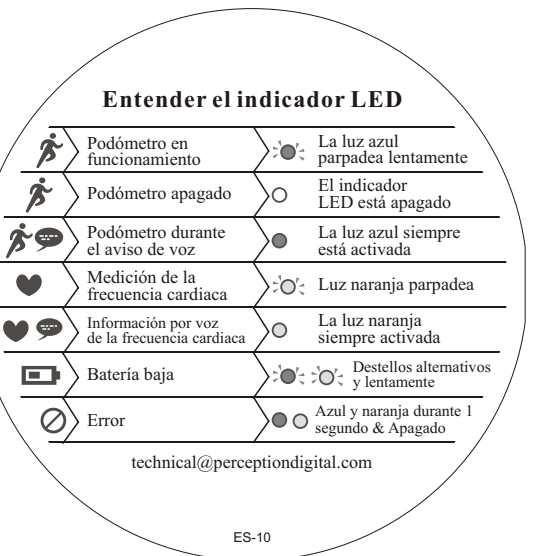
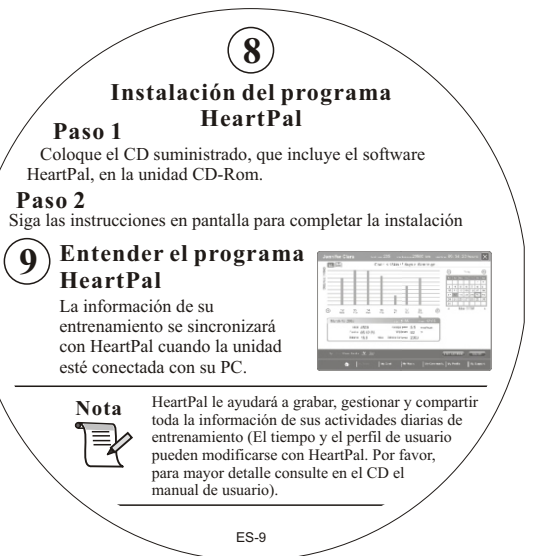
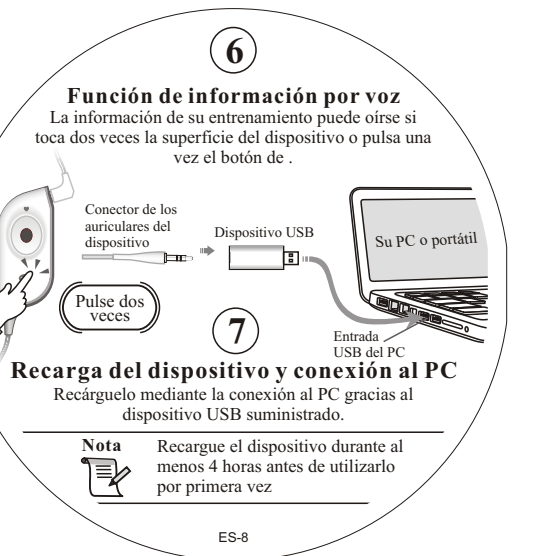
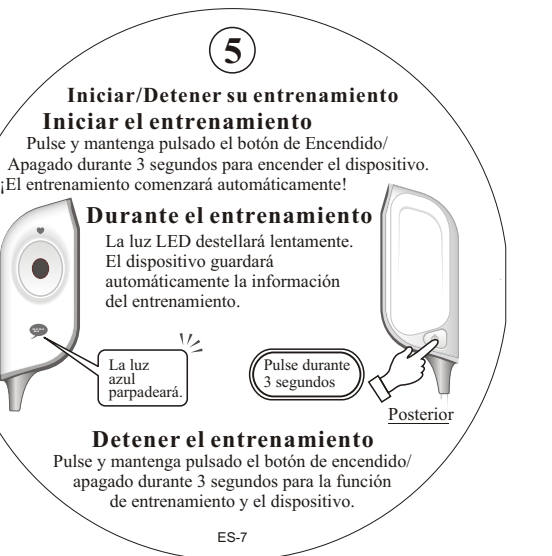
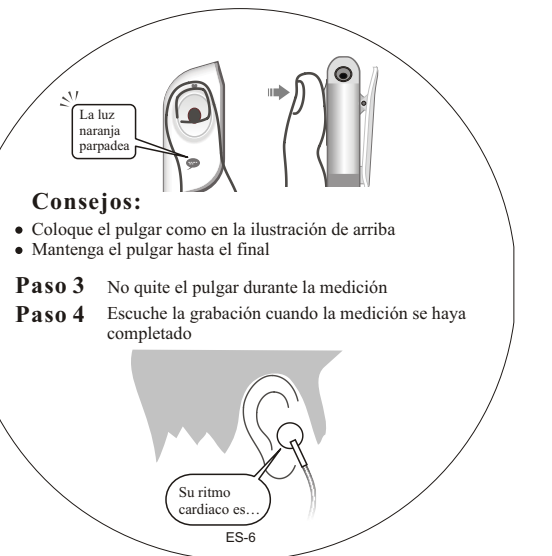
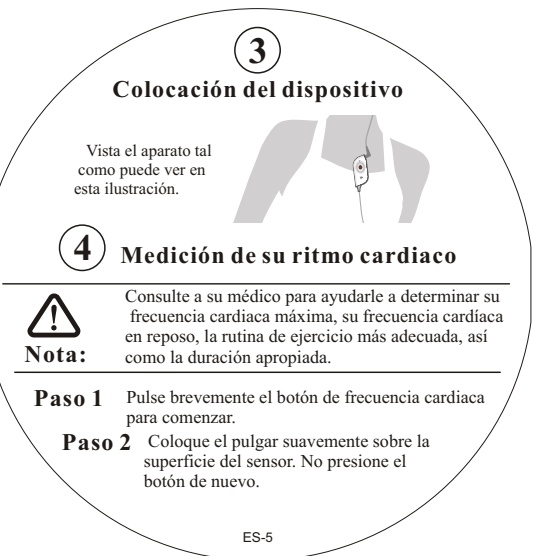
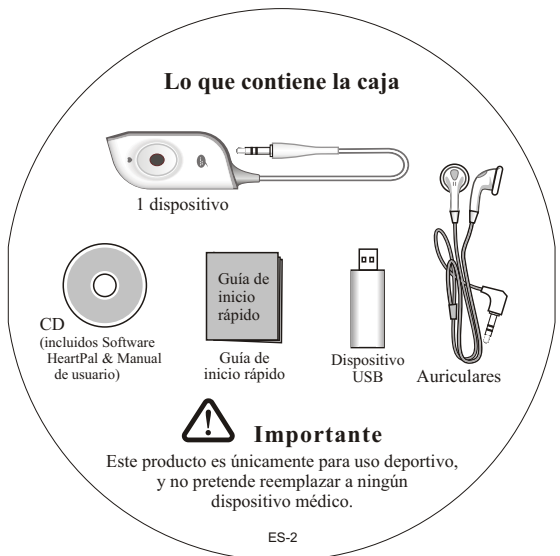
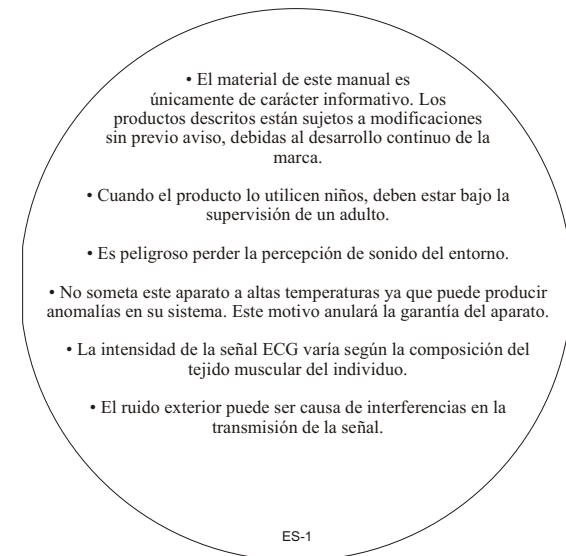
French



Portuguese



Spanish



English

go! ZIPY go! Monitoring Quick Start Guide



• The material provided in this manual is for informational purposes only. The products described herein are subject to change without prior notice, due to the continuous development of the brand.

• When the product is used by children, they should be supervised by an adult.

• It is dangerous for you to lose the perception of sound in the environment.

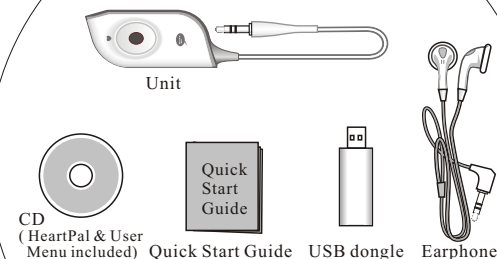
• Do not expose this device to high temperatures, which can cause anomalies in the system. This reason will void your warranty.

• The ECG signal strength varies depending on the individual's tissue composition.

• The external noise can cause interference in signal transmission.

EN-1

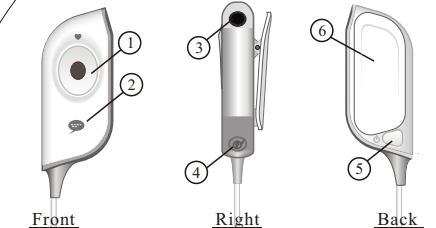
What you have in the box



Important
This product is for sport purposes only and is not meant to replace any medical device.

EN-2

1 Understand your Unit

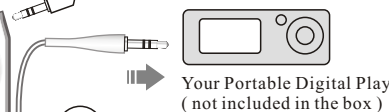


- ① Heart Rate Key ⇄ Start Heart Rate Checking
- ② LED Indicator ⇄ Indicate Current Device Status
- ③ Earphone Jack ⇄ Connect Your 3.5mm Earphone
- ④ Voice Out Key ⇄ Voice Out Record
- ⑤ On/Off Key ⇄ Switch On/Off unit
- ⑥ Clip ⇄ Fix Your Unit On Cloth

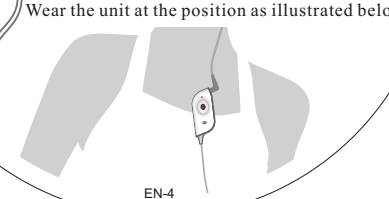
EN-3

2 Connect your Earphone

Connect supplied earphone or your favorite earphone to the unit.



③ **Wear the Unit**
Wear the unit at the position as illustrated below



EN-4

4 Measure Your Heart Rate



Consult your physician or healthcare provider to help you determine your maximum heart rate, resting heart rate, and target heart rate, required exercise frequency and appropriate duration.

Step 1 Short Press the Heart Rate key to start

Step 2 Place your thumb gently on the sensor surface. Do not press the button again.



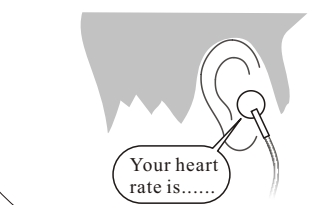
EN-5

Tips

- Place your thumb as above illustration.
- Hold your thumb until finish.

Step 3 Do not remove your thumb during measurement.

Step 4 Listen to your record when the measurement is completed.

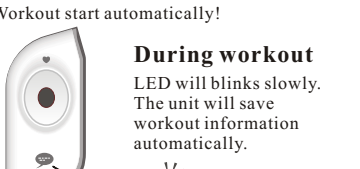


EN-6

5 Start / Stop your Workout

Start workout

Press and hold the On/Off key for 3seconds to turn on the unit.
Workout start automatically!



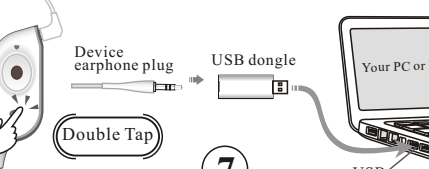
During workout
LED will blink slowly. The unit will save workout information automatically.

Stop workout
Press and hold the On/Off key for 3seconds to switch off the workout function and unit .

EN-7

6 Voice prompt function

The workout information can be voiced out by double tapping on the device surface OR press the voice out key once.



Charge the unit & Connect to your PC
Charged via PC connection with the supplied USB dongle.

Note
Charge the device for at least 4 hours before using it for the first time.

EN-8

8 Install the software (HeartPal)

Step 1
Place the supplied CD (software HeartPal included) into your CD-ROM drive.

Step 2
Follow the on screen instruction to complete the installation.

9 Understand HeartPal
Your workout data will sync with HeartPal as the unit is connected with your PC.

Note
HeartPal will help you to record, manage and share all you daily workout activities information (Time & user profile can be modified in HeartPal. Please refer to the user manual in CD for details)

EN-9

Understand LED indication

	Pedometer measuring		Blue blinks slowly
	Power off		LED off
	Pedometer during Voice Out		Blue always on
	Heart rate measuring		Orange blinks
	Heart rate Voice out		Orange always on
	Low battery		Alternative Blink slowly
	Error		Blue & Orange on for 1 sec & off

EN-10

INGLÉS / ENGLISH AID WARRANTY CONDITIONS

AID, in compliance with the Customer Protection Law (Ley 23/2003, July 10th, of Warranty in the Sale of Consumer Goods, BOE no. 165, 11/07/2003), offers Direct Warranty to Spain and Portugal customers for all our brands' products: ZIPY, MUSE, NEW ONE, AC-RAYAN, TNB, BARKAN, BRASFORMA, THE COMPLEMENTS, and GO BY ZIPY, under the following conditions:

A Our products have a two year warranty. During the first year original defects that may be detected are repaired. In those cases stipulated by law, the buyer will be entitled to the replacement of the device by a new one, provided that the defects are not due to the negligence or exclusive fault of the buyer in handling the device. During the second year the buyer will need to prove that the malfunctioning of the device is due to a manufacturing defect. In both cases the warranty will apply provided that:

1. The product has been used for its destined purpose alone.

EN-11

2. It was not opened, manipulated or altered in any way by someone other than the Official Technical Service.

3. It has not undergone shock, flood, overheating, electric overcharge or any other external circumstance that may constitute a possible reason of INVALIDATING the warranty.

4. The product will be returned to AID in proper packaging together with the receipt where the brand and type of product, the date of the purchase, the name and address of the shop that sold it and the reason for the malfunctioning should be clearly stated.

Any of the following circumstances invalidates the present warranty:

1. Breaking the ports, the screen or the glass.
2. Loss of liquid from the screen.

3. Wearing out, obvious marks of incorrect manipulation, inappropriate use, ill-treatment, shock, falls, dirt, and so on.

EN-12

4. The data contained in the products are under no circumstances covered by any warranty whatsoever, nor are they to be considered during the physical repairing process of the products. AID guarantees absolute confidentiality of the data.

5. AID does not cover the incorrect configuration or installation of the software / hardware on the part of the client, neither as a component nor as a peripheric, included privs / controllers included.

6. The legislation on guarantees sets certain limits. "the guarantee does not cover additional components such as batteries, nor any elements that are subject to maintenance due to its use such as earphones". These accessories have a 6 months guarantee.

7. Waterproof bags have a 48-hour trial period, such as indicated on the product itself, therefore once this time period is elapsed they will no longer be covered by any guarantee.

8. Final users do not need to send us the device accessories, especially if they are not the original ones, since we will not be held responsible for them.

EN-13

CASES:

1. If the product is out our guarantee, the AID technical department will facilitate a budget for the repair by fax or e-mail. Said budget will need to be authorized in writing, sealed and signed, and the user will have to satisfy the repair fee as well as the freight.

2. If the budget is not accepted a diagnosis fee will be charged. (6€)

3. Repairs have a 90 days guarantee, provided that the breakdown is under the same concept and in the case of budgeted breakdowns alone.

B All the freight costs for the product will be covered by AID using only the transportation company designed by AID following the authorization procedure.

The expenses derived from incorrect or unjustified returns on the part of the client will be covered by the client alone.

EN-14

C Any incidence detected at the moment of the reception of the merchandise must be immediately notified at the AID Post-Sales Department: maria@accesoriosdigital.com in compliance with Article 366 from the Code of Commerce, AID will not consider complaints about breakages, shocks or absence of boxes or pieces 24 hours after the delivery of the merchandise.

In the case of shipments originated in Canarias, Ceuta and Melilla, AID will not pay the customs tax nor any kind of reimbursable expenses.

EN-15

DECLARATION OF CONFORMITY

ACCESORIOS INTELIGENTES DIGITAL S.A.
C/CARPINTEROS, 6, OF-13 VILLAVICIOSA DE ODÓN. 28670 MADRID

We declare under our sole responsibility that the product:
PULSOMETER PEDOMETER : GO MONITORING which belongs to the brand Zipy, made in China

Conforms with the requirements of the Directives below by compliance with the following standards listed:

EN55022:2006+A1:2007
EN55024:1998+A1:2001+A2:2003

In accordance with the provisions of the Directive 99/05/EC, European Parliament and Council on March 9, 1999, transposed into Spanish legislation by Royal Decree 1890/2000, of November 20, 2000.

Place and date of issue
2nd August 2010

Signed by: Miguel Fauro

EN-16



Ecoembes-Gestion de residuos para los envases y embalajes domésticos que usted deposita en el contenedor de embases.

Gestão de resíduos dos caixotes e embalagens domésticos que você deposita no contenedor de embalagens.

Waste management for all of your containers and domestic packagings that you deposit in the recycling bin.

Ecoembes-Gestion des résidus des emballages domestiques que vous déposez dans le container à emballages.



El embalaje contiene materiales separables para su posterior tratamiento en gestión de residuos.

O embalagem contém materiais separáveis para o seu posterior tratamento em gestão de resíduos.

The packaging contains removable materials in order to treat them later in waste management.

L'emballage contient des matériaux séparables pour leur traitement postérieur en gestion des résidus.

EN-17



NO tirar el aparato ni su batería/ pila a la basura. Deposítelo en un contenedor de pilas o llévelo a la tienda más cercana.

NÃO descartar o seu dispositivo nem a sua bateria / pilha nlixo. Descarte-o num contenedor de pilhas ou leve-o à loja mais próxima.

Do not deposit the device or the battery in the bin. Please, put it in a recycling bin or carry it to your local nearby store

PAS jeter l'appareil ni sa batterie/pile à la poubelle. Déposez-le dans un container à piles ou apportez-le au magasin le plus proche.



Depositar el embalaje en el contenedor amarillo. Deposite o embalagem no contenedor amarelo. Deposit the packaging materials in the yellow bin. Déposez l'emballage dans le container jaune.

EN-18



Este aparato cumple con las normativas europeas. Este dispositivo cumpre com as normativas europeias. Cet appareil respecte les normes européennes.



Este aparato cumple con el Reglamento RoHS. Este dispositivo cumpre com o Regulamento "RoHS". This unit conforms to the ROHS regulations. Cet appareil respecte le Règlement RoHS.

EN-19



Símbolo de restricción de frecuencia en algunos países de Europa. Símbolo de restrição de frequência nalguns países de Europa. Symbol of frequency restriction in some countries of European Union

Symbole de restriction de fréquences dans certains pays d'Europe.

EN-20